

**MEM Bath spout for wall mounting - Brushed Platinum**

MEM

13 801 782



- 220mm projection
- rectangular, air-enriched flow
- rosette 60 x 60 mm
- hole diameter 37 mm
- 1/2" connection
- max. flow 38.5 l/min at 3 bar flow pressure
- WRAS 2203039

	Brushed Platinum	13 801 782-06
	Chrome	13 801 782-00
	Platinum	13 801 782-08
	Dark Chrome	13 801 782-19
	Brushed Durabronze (23kt Gold)	13 801 782-28
	Brushed Champagne (22kt Gold)	13 801 782-46
	Champagne (22kt Gold)	13 801 782-47
	Brushed Dark Platinum	13 801 782-99

**Required miscellaneous**

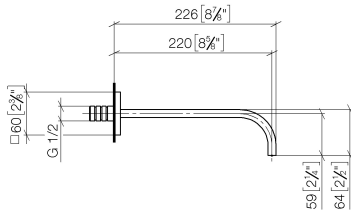
**Concealed adapter -**

35 080 970-90  
0010

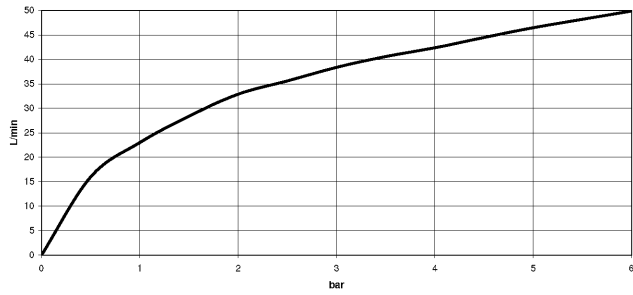


13 801 782

mm [inches]



Flow rate chart



Codes & Standards

- ASME
- A112.18.1/CSA
- B125.1



## MEM Bath spout for wall mounting - Brushed Platinum

---

MEM

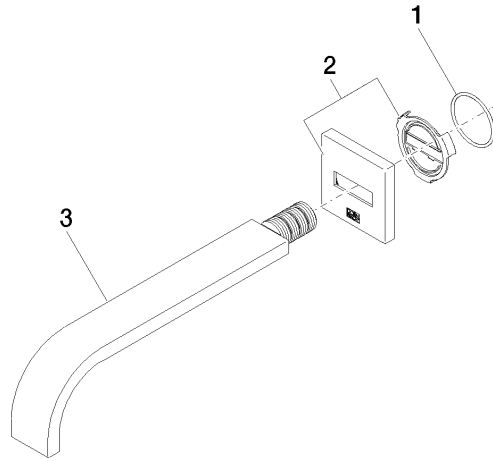
13 801 782

### Certificates

---

WRAS\_2203039. IAPMO\_4976 (6).

13 801 782



Spare parts list

No.	Item Number	Name	Quantity used	Delivery time
1	09 14 10 111 90	seal	1	2
2	90 27 78 035 00-06	rosette	1	10
3	04 28 22 290 00-06	spout	1	10